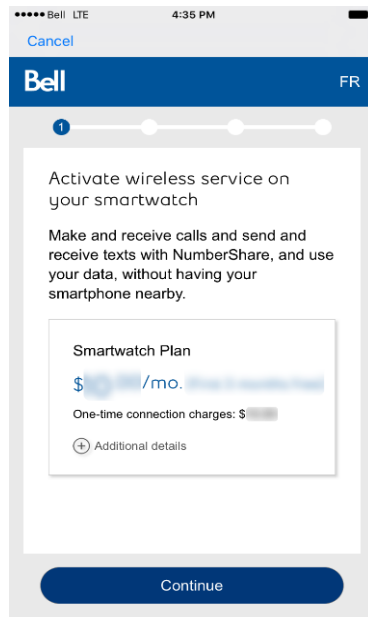
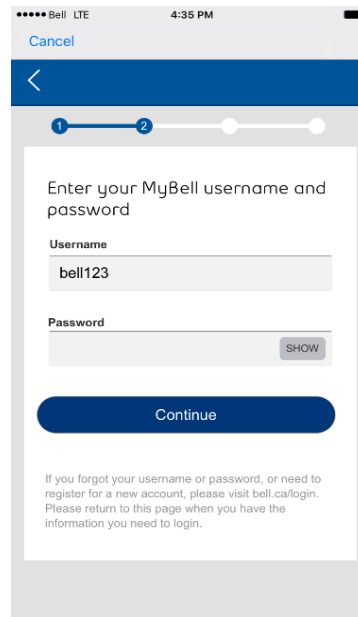


# Smartwatch Activation Steps

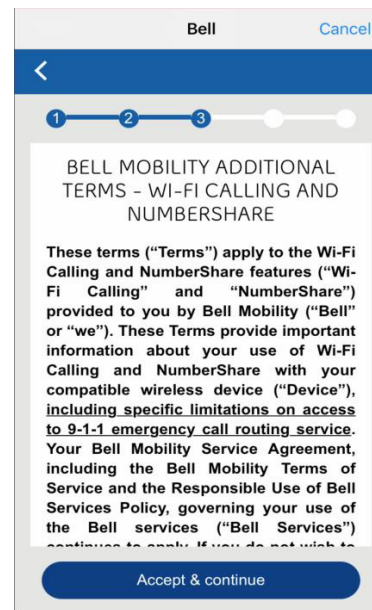
1. Upgrade iPhone software to iOS 12 or the Samsung Galaxy phone software to the latest version.
2. Open the “Watch” app on iPhone to pair your Apple watch or open the “Samsung Wearable” app on Samsung phone to pair the phone and smartwatch.
3. Samsung users: Update the watch software once watch and phone are paired (through prompt or in Settings).
4. Ensure you know your MyBell username and password to complete self-activation.
5. Set-up the watch and enable cellular connectivity through on-device self-activation. See screens below for a step-by-step walk-through.



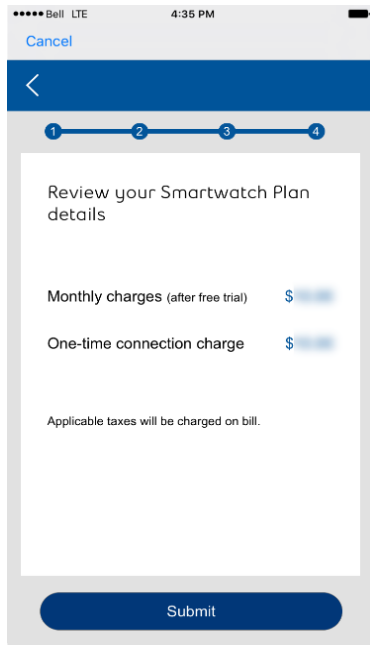
Click **Continue** to select the Smartwatch Plan with NumberShare



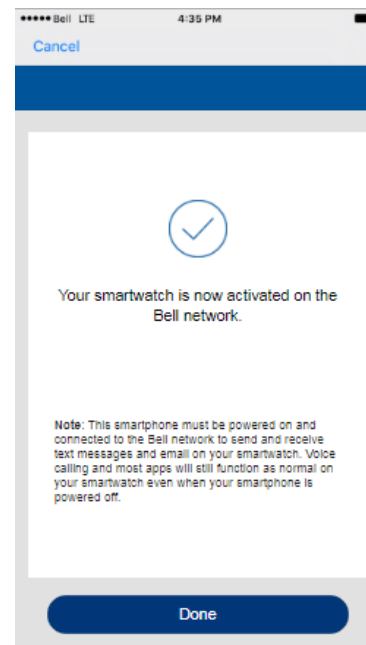
Enter your MyBell username and password and click **Continue**



Scroll to the bottom of the Terms of Service, and then click **Accept & continue**



Review your rate plan and click **Submit**



And you're all set-up to enjoy your new smartwatch!